
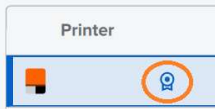


Importing Printing Profiles (.fps) for Formlabs Printers

Visit ApplyLabWork [Support](#) page and download .fps file for the printer and material you are using.


Check:

- Preform version 3.54.0 or later
- Form4(B) **Open Material Mode** had been activated (with  icon next to printer name)



In **Job Setup** panel, click **[Open Material]** → **[Create or Import Custom Print Setting]**

In **Print Settings Editor** window, click **[Import FPS file]** and select the file, click **[Open]**

Click the cross sign  next **[Import FPS file]**, and ALW material name will appear in print settings list. Click **[Apply]** to finish the setup.

Enjoy printing with ApplyLabWork materials!

Importing Printer Setting